
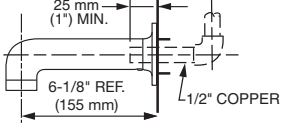

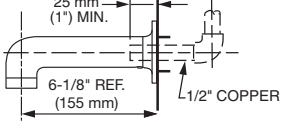

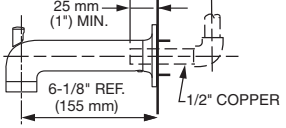

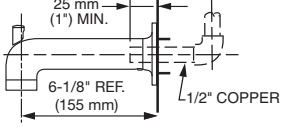

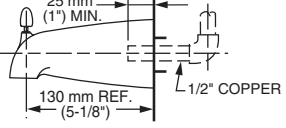

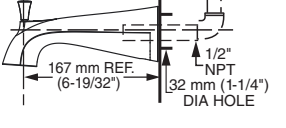

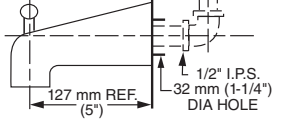

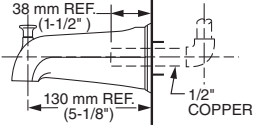

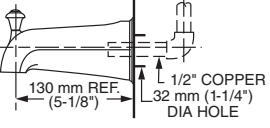

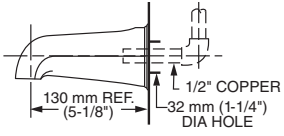



Model #	Description	Finishes	Roughing-In Dimensions
 <p><b>8888.316 Slip-On Non-Diverter Tub Spout</b>            • For 1/2" copper pipe            • Metal Construction            • 6-1/8" length to center of stream straightener</p>	.002 Polished Chrome .295 Brushed Nickel (PVD) .243 Matte Black		
 <p><b>8888.317 Non-Diverter 1/2 IPS Tub Spout</b>            • For 1/2" copper pipe            • Metal Construction            • 6-1/8" length to center of stream straightener</p>	.002 Polished Chrome .295 Brushed Nickel (PVD) .243 Matte Black		
 <p><b>8888.318 Slip-On Diverter Tub Spout</b>            • For 1/2" copper pipe            • Metal Construction            • 6-1/8" length to center of stream straightener</p>	.002 Polished Chrome .295 Brushed Nickel (PVD) .243 Matte Black		
 <p><b>8888.319 Diverter 1/2 IPS Tub Spout</b>            • For 1/2" copper pipe            • Metal Construction            • 6-1/8" length to center of stream straightener</p>	.002 Polished Chrome .295 Brushed Nickel (PVD) .243 Matte Black		
 <p><b>8888.054 Tropic® Slip-On Diverter Tub Spout</b>            • For 1/2" copper pipe            • Metal Construction            • 5-1/8" length to center of stream straightener.</p>	.002 Polished Chrome .295 Brushed Nickel (PVD)		
 <p><b>8888.009 Fluent™ Slip-On Diverter Tub Spout</b>            • For 1/2" copper pipe            • Metal Construction            • 4-7/8" length to center of stream straightener</p>	.002 Polished Chrome .224 Oil Rubbed Bronze .295 Brushed Nickel (PVD)		
 <p><b>8888.022 Deluxe 5-1/8" Brass Diverter Tub Spout</b>            • 1/2" IPS Connection            • All Brass Construction</p>	.002 Polished Chrome .295 Brushed Nickel (PVD)		
 <p><b>8888.730 Portsmouth® Slip-On Diverter Tub Spout</b>            • For 1/2" copper pipe            • Metal Construction</p>	.002 Polished Chrome .224 Oil Rubbed Bronze .295 Brushed Nickel (PVD)		
 <p><b>8888.055 Deluxe Diverter Tub Spout</b>            • 1/2" IPS Connection            • Metal Construction</p>	.002 Polished Chrome .295 Brushed Nickel (PVD)		

Model #	Description	Finishes	Roughing-In Dimensions
<p>8888.056</p> 	<p><b>Slip-On Non-Diverter Tub Spout</b></p> <ul style="list-style-type: none"> <li>• For 1/2" copper pipe</li> <li>• Metal Construction</li> </ul>	<p>.002 Polished Chrome .224 Oil Rubbed Bronze</p>	
<p>8888.026</p> 	<p><b>Slip-On 4" Diverter Tub Spout</b></p> <ul style="list-style-type: none"> <li>• For 1/2" copper watertube</li> <li>• Metal Construction</li> </ul>	<p>.002 Polished Chrome</p>	