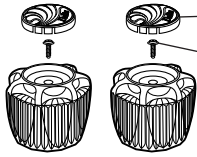


Kitchen/Bar Faucet Handles and Accents

Manijas y Accesorios para la Llave de Agua Auxiliar de la Cocina/Bar

H21, H21PB

Clear Knob Handles w/Buttons & Screws
Perillas Transparente con Botones y Tornillos

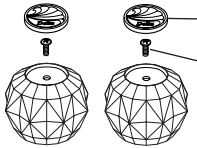


RP18373, RP18373PB
Button Set (Red/Blue Indicators)
Botones (Indicadores: Rojo/Azul)

RP5885
Screws
Tornillos

H41, H41PB

Clear Knob Handles w/Buttons & Screws-Clear
Perillas Transparente con Botones y Tornillos



RP18373, RP18373PB
Button Set (Red/Blue Indicators)
Botones (Indicadores: Rojo/Azul)

RP5885
Screws
Tornillos

H28

Metal Blade Handles w/Buttons & Screws
Manijas de Manga de Metal con Botones y Tornillos

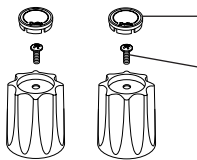


RP2412
Button Set
Botones

RP5885
Screws
Tornillos

H48

Metal Knob Handles w/Buttons & Screws
Perillas de Metal con Botones y Tornillos

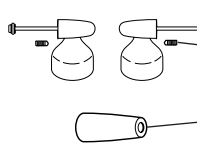


RP19659
Button Set (Red/Blue Indicators)
Botones (Indicadores: Rojo/Azul)

RP5885
Screws
Tornillos

H22▲

Standard Lever Handles w/Screws
Manijas Estilo Palancas Estándares con Tornillos



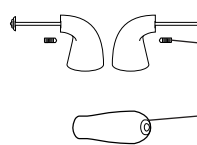
RP26851▲
Spindle/Husillo

RP25620
Set Screws/Tornillos de Ajuste

A22▲
Handle Accents
Acentos para Manijas

H24▲

Innovations® Lever Handles w/Screws
Manijas Estilo Palanca Innovations® con Tornillos



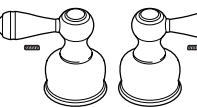
RP26852▲
Spindle/Husillo

RP25620
Set Screws/Tornillos de Ajuste

A24▲
Handle Accents
Acentos para Manijas

H25▲

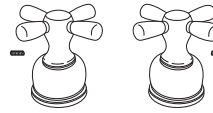
Neo Style® Lever Handles w/Screws
Manijas Estilo Palanca Neo Style® con Tornillos



RP25620
Set Screws/Tornillos de Ajuste

H26▲

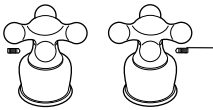
Neo Style® Metal Cross Handles w/Screws
Manijas de Metal en Forma de Cruz Neo Style® con Tornillos



RP25620
Set Screws/Tornillos de Ajuste

H27▲

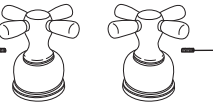
Neo Style® Porcelain Cross Handles w/Screws
Manijas de Porcelana en Forma de Cruz Neo Style® con Tornillos



RP25620
Set Screws/Tornillos de Ajuste

H46▲

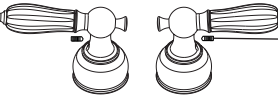
Neo Style® Metal Cross Handles w/Screws
Manijas de Metal en Forma de Cruz Neo Style® con Tornillos



RP25620
Set Screws/Tornillos de Ajuste

H212▲

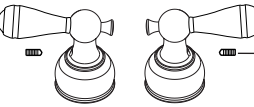
Traditional Porcelain Lever Handles w/Screws
Manijas Tradicionales Estilo Palanca de Porcelana con Tornillos



RP25620
Set Screws/Tornillos de Ajuste

H215▲


Traditional Metal Lever Handles w/Screws
Manijas Tradicionales Estilo Palanca de Metal con Tornillos



RP25620
Set Screws/Tornillos de Ajuste

H216▲

Victorian™ Lever Handles w/Screws
Manijas Estilo Palanca Victorian™ con Tornillos



RP25620
Set Screws/Tornillos de Ajuste

Model Number Suffix Designations & Abbreviations

(see bottom of page for handle and handle accent suffixes)

No suffix	—	Chrome	MBS	—	Mini-Bulk
AB	—	Antique Brass Finish	MDS	—	Metal Tub Spout with Lift-Up Diverter
AC	—	Alternating Current (Electronic Faucets for Hard Wire Installation)	MIX	—	Mixing Valve (R2300-MIX)
ACL	—	Clear Handle Accent	MP	—	Matte Black with <i>Brilliance</i> ® Polished Brass Finish
AL	—	Almond Finish or Trim	MPU	—	Metal Pop-Up Drain
AP	—	Almond with <i>Brilliance</i> ® Polished Brass Finish	NC*	—	<i>Brilliance</i> ® Pearl Nickel and Chrome Finish
AWH	—	White Handle Accent	NN*	—	<i>Brilliance</i> ® Pearl Nickel Finish
BL	—	Matte Black Finish	NP*	—	<i>Brilliance</i> ® Pearl Nickel and <i>Brilliance</i> ® Polished Brass Finish
BRS	—	Brass Lever Handles	NPS	—	Non-Metallic Pull-Down Spout
BS	—	Biscuit Finish	NPSM	—	National Pipe Thread Straight Mechanical
C	—	Copper Sweat Inlets	NPT	—	National Pipe Thread Tapered
CB	—	Chrome and <i>Brilliance</i> ® Polished Brass Finish	OAK	—	Oak Wood Handles
COL	—	Cold Handle	OG	—	Offset Grid Strainer
CP	—	<i>Brilliance</i> ® Polished Brass and Chrome Finish	OTR	—	Over-the-Rim Tub Spout (no diverter)
CW	—	Chrome with White Finish	P	—	Metal Pop-Up Drain
CWT	—	Copper Water Tube	PB*	—	<i>Brilliance</i> ® Polished Brass Finish
D	—	Single Soap or Lotion Dispenser	PN	—	<i>Brilliance</i> ® Polished Nickel Finish
ELH	—	6" Long Elbow Handle (RP5645)	POR	—	Porcelain Lever Handles
ELT	—	Extra Long Tubes	PSI	—	Pounds Per Square Inch (US Unit of Pressure)
GH	—	(Handle Prefix) - Michael Graves Collection™ Handle	PW	—	<i>Brilliance</i> ® Polished Brass with White Finish
GLHP	—	Michael Graves Collection™ - Less Handle Program	RB	—	Venetian Bronze™ Finish
GPM	—	Gallons Per Minute (US Flow Rate)	RD	—	Red Finish or Trim
GR	—	Gray Finish or Trim	ROS	—	Rosewood Lever Handles
HGM	—	Half Gallon per Minute Flow Rate (Vandal Resistant Outlet - RP31704)	SBH	—	Short Ball Handle (RP90)
HOT	—	Hot Handle	SB	—	Satin Brass or Antique Brass Finish
HTL	—	Red/Blue Temperature Indicator Handle Button	SOS	—	Slip-on Spout for 1/2" – C.W.T.
IPS	—	Iron Pipe Size	SPW	—	White Vegetable Spray
kPa	—	Kilopascals (Metric Unit of Pressure)	SS	—	<i>Brilliance</i> ® Stainless Finish
L	—	Liters Per Minute (Metric Flow Rate)	VB	—	Vacuum Breaker
LG	—	Less Grid Strainer	WC	—	White with Chrome Finish
LHP	—	Less Handle Program	WCH	—	With Clear Knob Handles
LPU	—	Less Pop-Up, e.g. 540-WFLPU	WF	—	With Fittings—1/2" IPS Adapters
LSP	—	Less Spout	WH	—	White Finish or Trim
MB	—	Matte Black Finish or Mini-Bulk (See MBS)	WP	—	White with <i>Brilliance</i> ® Polished Brass Finish
MC	—	Matte Chrome	WS	—	With Screwdriver Stops

*Accessories (towel bars, etc.) are traditional finish. PB parts marked discontinued may also be traditional finish.

Handle & Handle Accent Suffix Designation Chart

No SuffixChrome	CWChrome/White	PK <i>Brilliance</i> ® Polished Brass/Oak
ACAlmond/Chrome	GNAstro Green	PN <i>Brilliance</i> ® Polished Nickel
ALAlmond	MCMatte Chrome	PW <i>Brilliance</i> ® Polished Brass/White
APAlmond/ <i>Brilliance</i> ® Polished Brass	MSColorado Mist	RBVenetian Bronze™
BSBiscuit	NC <i>Brilliance</i> ® Pearl Nickel/Chrome	RDVreeland Red
BLMatte Black	NN <i>Brilliance</i> ® Pearl Nickel	SS <i>Brilliance</i> ® Stainless
BUsPacific Blue	NP <i>Brilliance</i> ® Pearl Nickel/ <i>Brilliance</i> ® Polished Brass	WCWhite/Chrome
CAChrome/Almond	OKOak	WHWhite
CBChrome/ <i>Brilliance</i> ® Polished Brass	OROrange Spice	WPWhite/Polished Brass
CKChrome/Oak	PB <i>Brilliance</i> ® Polished Brass	WWWhitewash (Pickle)
CLClear		ZPZin Purple