

Location:



# Tub & Hand Shower System S-5304

## Specification Submittal



### Feature Highlights

- Symmons Tub & Hand Shower System with lever handle
- Symmons Temptrol® pressure-balancing mixing valve with adjustable stop screw to limit handle turn
- Secondary integral diverter control handle
- Wall/hand shower with 5 foot flexible metal hose, in-line vacuum breaker, wall connection and cradle for hand shower mounting
- Standard flow rate is 2.5 gpm (9.5 L/min)  
*Optional lower flow rate restrictor available*
- Tub spout, brass #T-671
- Polished chrome finish (standard)

### Model Numbers

- S-5304  
Tub-Hand Shower System with Symmons Temptrol® mixing valve p/n S-46-2-BODY
- S-5304-TRM  
Trim only, valve must be ordered separately
- S-46-2-BODY  
Symmons Temptrol® mixing valve without trim
- S-46-2X-BODY  
Symmons Temptrol® valve without trim. Valve includes integral service stops to allow water shut-off for service

### Finish Options / Modifications

*Append appropriate -suffix to model number*

- STN Satin Nickel
- BLK Polished Graphite  
- Polished chrome (standard finish)

### Standards / Certifications

ASME A112.18.1/CSA B125.1





### Warranty

Limited Lifetime - to the original end purchaser in consumer/residential installations.

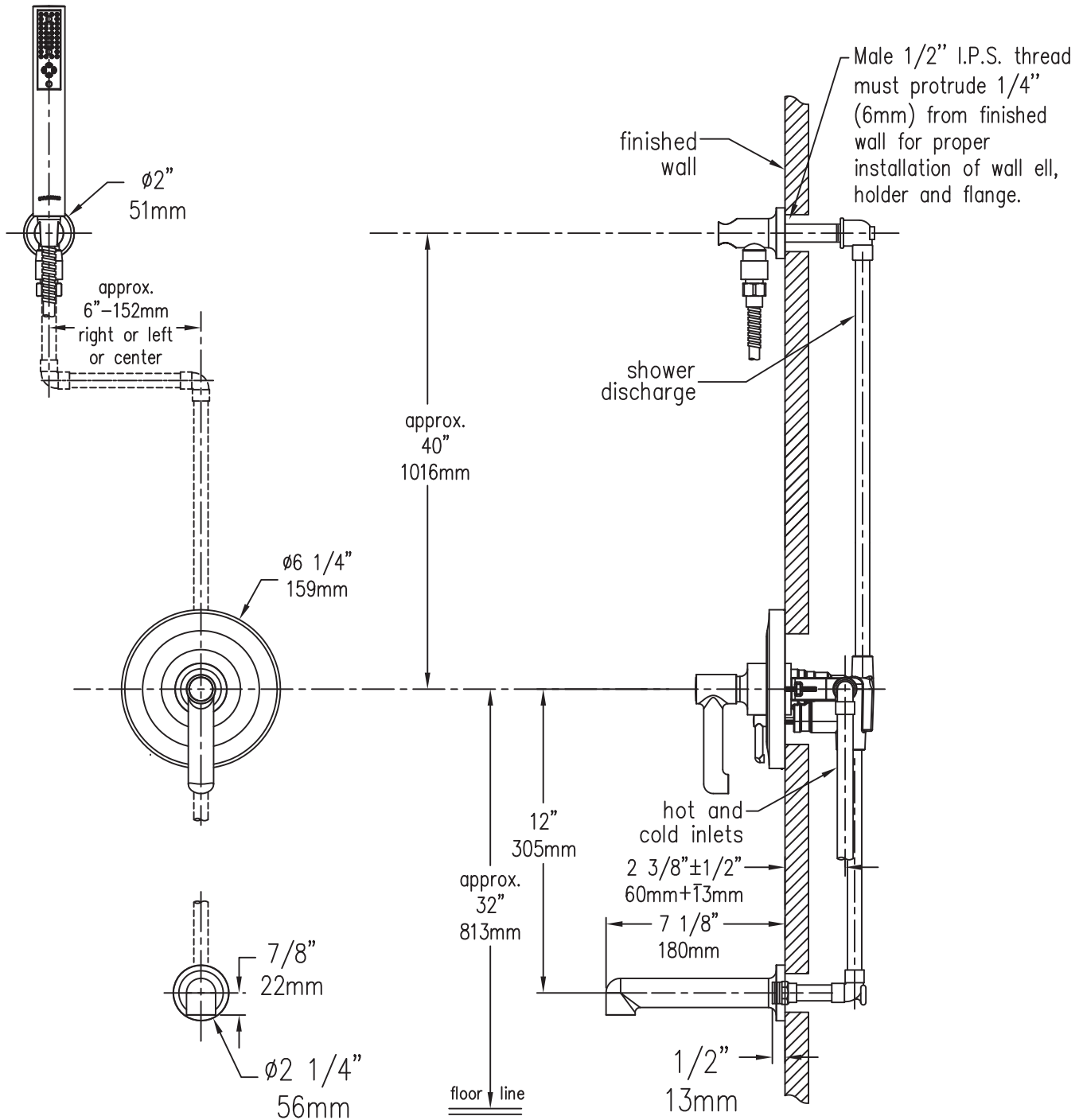
5 Years - for industrial/commercial installations.

### Options / Modifications

*Append appropriate -suffix to model number*

-  -1.5 1.5 gpm (5.7 L/min) flow restrictor
- 2.0 2.0 gpm (7.6 L/min) flow restrictor
- 72 72" hose in place of 60" hose
- 532HSB 30" slide bar in place of wall cradle
- ADACHS ADA hand shower wand (chrome)
- ADAHS ADA hand shower wand (white)
- H321-V 1 mode hand shower unit with slide bar in place of standard hand shower unit
- H323-V 3 mode hand shower unit with slide bar in place of standard hand shower unit
- H323-V-48 3 mode hand shower unit with 48" slide bar in place of standard hand shower unit
- IPS 1/2" female IPS connections
-  -LP Loop handle
- L/HS Less hand shower
- QD Quick-disconnect on hand spray units
- R 60" white vinyl hose in place of 60" metal hose
- REB Rebuild trim kit, includes TA-10 and TA-4
- REV Reverse coring, hot on right, cold on left, for back to back installations
- T724 24" slide bar/grab bar with ADA hand shower in place of standard hand shower unit
- T736 36" slide bar/grab bar with ADA hand shower in place of standard hand shower unit
- T748 48" slide bar/grab bar with ADA hand shower in place of standard hand shower unit
- VB Elevated vacuum breaker
- VP Vandal resistant escutcheon screws in place of standard screws
- X Integral service stops - allows water shutoff at valve for service
- X-CHKS Integral check stops - for use in installations where a positive shut-off device is used downstream of mixing valve

# Dimensions Museo Tub and Hand Shower System, S-5304



**Note:** Dimensions subject to change without notice